

**STATE OF HAWAII
DEPARTMENT OF TAXATION**



**General Information
and Scannable Specifications
for
Form N-1 (Rev. 2008)**

Contact Information

Hawaii Department of Taxation
Technical Section
Attn: Alexis Shiohira, Forms Coordinator
830 Punchbowl Street, Rm 126
Honolulu, Hawaii 96813

Telephone: (808) 587-1577
Fax: (808) 587-1584
E-mail: Tax.Technical.Section@hawaii.gov

**Hawaii Software Vendor Website
Address:**

www.hawaii.gov/tax/vendor/vendor.htm

Note: Reproduced forms must meet the requirements as established in this document and our current Forms Reproduction Policy.

FORM N-1 (Rev. 2008)

General Information and Scannable Specifications

This document provides software vendors with the requirements for reproducing Form N-1. Form N-1 is designed for electronic scanning that permits faster processing with fewer errors. Software developers who reproduce, develop, or distribute Form N-1 must create the form so the variable data (specified fields containing

taxpayer information) are printed in a fixed format that can be read by the Department's IBML scanners.

Substitute scannable forms **MUST** meet the requirements as established in this document and our current Forms Reproduction Policy, and be approved prior to release or distribution.

GENERAL INFORMATION

1. Substitute Form

- Substitute scannable forms must be created according to Department specifications and be approved prior to release or distribution.
- All forms and variable data must have a high standard of legibility for printing.
- Photocopies of the scannable form must not be submitted to the Department for processing.

2. Paper and Ink

- The paper size is 8.5 inches by 11 inches, the same size as the Department's original form. The paper weight must be at least 20 pound white bond and the page orientation is portrait.
- Black ink should be used in printing the text on the form and the variable data.

3. Variable Data

- All variable data fields must utilize 12 pt Courier Font.
- All variable data fields require exact placement.
- Use a bold X (**X**) as a checkbox indicator. See exhibit for exact placement. The use of a checkmark is not acceptable.

4. Variable Data Delimiters

- Taxpayer's Social Security Number and/or spouse's social security number should be printed with spaces between the dash (-) delimiters. For example:
123 - 45 - 6789
(3 digits, followed by a space, followed by a dash (-), followed by a space, followed by 2 digits, followed by a space, followed by a dash (-), followed by a space, followed by 4 digits)

5. Dollar Amounts

123456789

- Do not use commas as thousand separators.
- Amounts are right justified.
- Amounts must be rounded to the nearest dollar. Do not use cents or decimal points.

6. Testing and Approval of the Scannable Form

- The printed 6x10 grid of the form on acetate overlays will be mailed to software vendors listed in Appendix A. If you have not received the overlays, please contact the Forms Coordinator. This should assist in the exact data field placement. Verify your test data filled facsimile samples with the overlays prior to submitting them for testing. If the samples do not match the overlays within 1/16", do not submit them for approval as they will be rejected.
- A minimum of 5 hardcopy test samples must be provided to ensure proper testing including 1 hardcopy test sample that contains all maximized fields (one alpha "X" or numeric "9" character space with no leading or trailing spaces).
- Test samples must be originals. Photocopies, fax submissions, etc. will not be accepted.
- Test samples must be populated with unique sample variable data showing different scenarios.
- It will require 1 to 2 weeks, upon receipt by the Department, to verify the accuracy of the submitted samples.
- Approval of the facsimile must be obtained from the Department **prior** to filing.

SCANNABLE SPECIFICATIONS

1. Layout

- The form was designed on a 6x10 grid. See exhibits. (For instructions and worksheets see Form N-1 (Rev. 2008).)
- Open space around variable data fields should be adhered to as much as possible. Do not place any additional information in these areas.

2. Hawaii Vendor I.D. Number

- Print your 2-digit Hawaii Vendor I.D. Number following the "ID NO" label at the following positions:
Pages 1-4, on row 63 at columns 21 and 22.
- See Appendix A for your Hawaii Vendor I.D. Number. If your company is not listed, please contact the Forms Coordinator.

3. Registration Marks

- Registration marks are required on every voucher. The scanning equipment looks for "Ls", or registration marks, printed on the form.
- The vertical and horizontal edges of the registration marks must be the same length of .5 inch long and .0278 inch thick.
- There are **two** registration marks on each voucher.

1. The top right registration mark should extend from the beginning of column 76 to the end of column 80 and should rest at the top of row 52 for all four vouchers.



2. The bottom left registration mark should start at the beginning of column 6 and extend through the end of column 10 and rest on the top of row 64 for all four vouchers.



- The tolerance is 1mm (1/4 of a grid)
- No data or other stray marks are allowed to encroach within the white space in a .5 inch square of the registration mark.



4. Barcode

- A 1-D barcode is specific to the form. The property of the 1-D symbology barcode uses 3 of 9 (Code 39).
- Placement of the barcode is as follows:
Pages 1-4, approximately at the top of row 48 and at the beginning of column 6.
- Height of the barcode is .5 inch.
- Length of the barcode is approximately 2 inches.
- Density of narrow bar width is set to 20 mils with resolution set to 300 dpi.
- Narrow to Wide Ratio is set to 2.
- Open space surrounding the barcode should be adhered to as much as possible.
- DO NOT stretch the barcode image.
- The required barcode is JFT081 for voucher 1:



JFT081

The required barcode is JFT082 for voucher 2:



JFT082

The required barcode is JFT083 for voucher 3:



JFT083

The required barcode is JFT084 for voucher 4:



JFT084

The barcode includes the form number code (JF), type of form (T), form year (08), and page number (1), (2), (3) or (4). There are no hyphens.

- Use of the Department of Taxation's JPEG file of the barcode is preferable. The JPEG files can be found at our software vendor website.

General Information and Scannable Specifications

- DO NOT use Windows Metafile Format (wmf). This format causes a very low read rate by the Department's IBML scanners.

5. Acetate overlays

- Acetate overlays will be mailed to vendors listed in Appendix A who previously reproduced Form

N-1. If you are now reproducing Form N-1, contact the Forms Coordinator for the acetate overlays. If your company is not listed in the Hawaii Vendor I.D. Number Table and you are reproducing Form N-1, please contact the Forms Coordinator.

Appendix A
HAWAII VENDOR I.D. NUMBER

Company	HI Vendor I.D. No.
2nd Story Software, Inc.	90
Aatrix Software, Inc.	11
AccountantsWorld	18
ACOM Solutions, Inc.	34
ADP Taxware	33
ADP, Inc.	21
Advanced Micro Solutions	29
Advantage Payroll	28
AME Software Products, Inc.	36
ATX II, LLC	10
Business Software, Inc.	22
CBIZ – Century Business Services	26
CCH Incorporated (CA)	16
CCH Incorporated (IL)	17
CCH Incorporated (KS)	15
Ceridian	27
Condominium Rentals Hawaii	32
CORPTax, LLC	25
CS Professional Suite	20
Data Technology Group	24
Destination Resorts Hawaii	39
Drake Software	30
H&R Block	40
H&R Block Digital Tax Solutions	19
IntelliTax	58
Intuit	50
iSystems LLC	38

Company	HI Vendor I.D. No.
Jackson Hewitt Tax Service	55
Liberty Tax Service	54
MasterTax	57
Nelco	56
Oishi Property Management	64
On-Line Taxes, Inc.	68
Pacific Data Services, Inc.	63
Paychex, Inc.	62
Payroll Tax People LLC	61
Petz Enterprises, Inc.	59
PrimePay, Inc.	67
Rhodes Computer Services, Inc.	60
Sage Software	23
STF Services Corporation	70
Tax\$imple, Inc.	74
TaxSation, Inc.	71
Taxware Systems Inc.	73
TaxWorks LLC	75
Thomson Tax & Accounting	65
TriTech Software Development	77
Trust Tax Services of America (TTSOA)	78
Universal Tax Systems, Inc.	79
Vertex Inc. – Sarasota	80
Wal-Mart Stores, Inc., Financial Support Division	85
Wolters Kluwer North America Shared Services (IL)	89
WSN Systems Corporation	37

[THIS PAGE HAS BEEN INTENTIONALLY LEFT BLANK.]

How to Use the Payment Voucher

(1) Enter your name, address, and social security number in the space provided on the payment voucher. If you are filing a joint payment voucher, your spouse's name and social security number should be included on the voucher. If you are an alien and were issued an individual taxpayer identification number (ITIN) by the IRS, enter your ITIN. If you have applied for an ITIN but the IRS has not yet issued the ITIN, write "ITIN Applied For" in the space above the box where you enter your name.

(2) Enter the amount of your payment (Whole dollars only).

(3) If you have a foreign address, enter the complete country name in the space provided on the payment voucher.

(4) Attach your money order or check to the front of the payment voucher. Make your money order or check payable in U.S. dollars to the "Hawaii State Tax Collector." Please write your social security number and the notation "2009 Form N-1" on your check or money order. Do not send cash.

(5) The payment voucher should be filed with the: **Hawaii Department of Taxation**

**P.O. Box 1530
Honolulu, Hawaii 96806-1530**

IMPORTANT NOTE

The Form N-1 has been redesigned for electronic scanning that permits faster processing with fewer errors. In order to avoid unnecessary delays caused by manual processing, **DO NOT SUBMIT A PHOTO COPY THIS FORM.** Submitting a photocopy of this form could cause delays in processing your payment.

Form (Rev. 2008) N-1	Tax Year 2009	DETACH HERE STATE OF HAWAII — DEPARTMENT OF TAXATION INDIVIDUAL ESTIMATED INCOME TAX Voucher No. 1 Calendar Year — Due April 20, 2009 DO NOT SUBMIT PHOTOCOPIES OF THIS FORM	DO NOT WRITE OR STAPLE IN THIS SPACE
--------------------------------	-------------------------	--	--------------------------------------



Check this box if this is a change of address.

Your first name		M.I.	Last name	
TAXPAYER'S 1ST NAME		MI	TP'S LAST NAMEXXXX	
If joint return, spouse's first name		M.I.	Last name	
SPOUSE'S 1ST NAMEXX		MI	SPOUSE'S LAST NAME	
Present mailing or home address (Number and street, including rural route)				Apartment Number
TAXPAYER'S ADDRESS XXXXXXXXXXXXXXXX				APT NO.
City, town, or post office	State	Postal/ZIP Code	Country	For office use only
CITY OR TOWN	HI	12345	COUNTRYXX	

Your Social Security Number
 123 - 12 - 1234
 Spouse's Social Security Number
 123 - 12 - 1234
 Amount of Payment
 123456789

MAIL THIS VOUCHER WITH CHECK OR MONEY ORDER
 PAYABLE TO "HAWAII STATE TAX COLLECTOR." Write your social security number and "2009 Form N-1" on your check or money order.

ID NO 12

123456789

How to Use the Payment Voucher

(1) Enter your name, address, and social security number in the space provided on the payment voucher. If you are filing a joint payment voucher, your spouse's name and social security number should be included on the voucher. If you are an alien and were issued an individual taxpayer identification number (ITIN) by the IRS, enter your ITIN. If you have applied for an ITIN but the IRS has not yet issued the ITIN, write "ITIN Applied For" in the space above the box where you enter your name.

(2) Enter the amount of your payment (Whole dollars only).

(3) If you have a foreign address, enter the complete country name in the space provided on the payment voucher.

(4) Attach your money order or check to the front of the payment voucher. Make your money order or check payable in U.S. dollars to the "Hawaii State Tax Collector." Please write your social security number and the notation "2009 Form N-1" on your check or money order. Do not send cash.

(5) The payment voucher should be filed with the: **Hawaii Department of Taxation**
P.O. Box 1530
Honolulu, Hawaii 96806-1530

IMPORTANT NOTE

The Form N-1 has been redesigned for electronic scanning that permits faster processing with fewer errors. In order to avoid unnecessary delays caused by manual processing, **DO NOT SUBMIT A PHOTO COPY THIS FORM.** Submitting a photocopy of this form could cause delays in processing your payment.

Form (Rev. 2008) N-1	Tax Year 2009	DETACH HERE STATE OF HAWAII — DEPARTMENT OF TAXATION INDIVIDUAL ESTIMATED INCOME TAX Voucher No. 2 Calendar Year — Due June 20, 2009 DO NOT SUBMIT PHOTOCOPIES OF THIS FORM	DO NOT WRITE OR STAPLE IN THIS SPACE
--------------------------------	-------------------------	---	--------------------------------------



Check this box if this is a change of address.

Your first name		M.I.	Last name	
TAXPAYER'S 1ST NAME		MI	TP'S LAST NAMEXXXX	
If joint return, spouse's first name		M.I.	Last name	
SPOUSE'S 1ST NAMEXX		MI	SPOUSE'S LAST NAME	
Present mailing or home address (Number and street, including rural route)				Apartment Number
TAXPAYER'S ADDRESS XXXXXXXXXXXXXXXX				APT NO.
City, town, or post office	State	Postal/ZIP Code	Country	For office use only
CITY OR TOWN	HI	12345	COUNTRYX	

Your Social Security Number
 123 - 12 - 1234
 Spouse's Social Security Number
 123 - 12 - 1234
 Amount of Payment
 123456789

MAIL THIS VOUCHER WITH CHECK OR MONEY ORDER
 PAYABLE TO "HAWAII STATE TAX COLLECTOR." Write your social security number and "2009 Form N-1" on your check or money order.

ID NO 12

How to Use the Payment Voucher

(1) Enter your name, address, and social security number in the space provided on the payment voucher. If you are filing a joint payment voucher, your spouse's name and social security number should be included on the voucher. If you are an alien and were issued an individual taxpayer identification number (ITIN) by the IRS, enter your ITIN. If you have applied for an ITIN but the IRS has not yet issued the ITIN, write "ITIN Applied For" in the space above the box where you enter your name.

(2) Enter the amount of your payment (Whole dollars only).

(3) If you have a foreign address, enter the complete country name in the space provided on the payment voucher.

(4) Attach your money order or check to the front of the payment voucher. Make your money order or check payable in U.S. dollars to the "Hawaii State Tax Collector." Please write your social security number and the notation "2009 Form N-1" on your check or money order. Do not send cash.

(5) The payment voucher should be filed with the: **Hawaii Department of Taxation**

**P.O. Box 1530
Honolulu, Hawaii 96806-1530**

IMPORTANT NOTE

The Form N-1 has been redesigned for electronic scanning that permits faster processing with fewer errors. In order to avoid unnecessary delays caused by manual processing, **DO NOT SUBMIT A PHOTO COPY THIS FORM.** Submitting a photocopy of this form could cause delays in processing your payment.

Form (Rev. 2008) N-1	Tax Year 2009	DETACH HERE STATE OF HAWAII — DEPARTMENT OF TAXATION INDIVIDUAL ESTIMATED INCOME TAX Voucher No. 3 Calendar Year — Due September 20, 2009 DO NOT SUBMIT PHOTOCOPIES OF THIS FORM	DO NOT WRITE OR STAPLE IN THIS SPACE
--------------------------------	-------------------------	--	--------------------------------------



Check this box if this is a change of address.

Your first name		M.I.	Last name	
TAXPAYER'S 1ST NAME		MI	TP'S LAST NAMEXXXX	
If joint return, spouse's first name		M.I.	Last name	
SPOUSE'S 1ST NAMEXX		MI	SPOUSE'S LAST NAME	
Present mailing or home address (Number and street, including rural route)				Apartment Number
TAXPAYER'S ADDRESS XXXXXXXXXXXXXXXXX				APT NO.
City, town, or post office	State	Postal/ZIP Code	Country	For office use only
CITY OR TOWN	HI	12345	COUNTRYXX	

Your Social Security Number
 123 - 12 - 1234
 Spouse's Social Security Number
 123 - 12 - 1234
 Amount of Payment
 123456789

MAIL THIS VOUCHER WITH CHECK OR MONEY ORDER
 PAYABLE TO "HAWAII STATE TAX COLLECTOR." Write your social security number and "2009 Form N-1" on your check or money order.

ID NO 12

123456789

How to Use the Payment Voucher

(1) Enter your name, address, and social security number in the space provided on the payment voucher. If you are filing a joint payment voucher, your spouse's name and social security number should be included on the voucher. If you are an alien and were issued an individual taxpayer identification number (ITIN) by the IRS, enter your ITIN. If you have applied for an ITIN but the IRS has not yet issued the ITIN, write "ITIN Applied For" in the space above the box where you enter your name.

(2) Enter the amount of your payment (Whole dollars only).

(3) If you have a foreign address, enter the complete country name in the space provided on the payment voucher.

(4) Attach your money order or check to the front of the payment voucher. Make your money order or check payable in U.S. dollars to the "Hawaii State Tax Collector." Please write your social security number and the notation "2009 Form N-1" on your check or money order. Do not send cash.

(5) The payment voucher should be filed with the: **Hawaii Department of Taxation**
P.O. Box 1530
Honolulu, Hawaii 96806-1530

IMPORTANT NOTE

The Form N-1 has been redesigned for electronic scanning that permits faster processing with fewer errors. In order to avoid unnecessary delays caused by manual processing, **DO NOT SUBMIT A PHOTO COPY THIS FORM.** Submitting a photocopy of this form could cause delays in processing your payment.

Form (Rev. 2008) N-1	Tax Year 2009	DETACH HERE STATE OF HAWAII — DEPARTMENT OF TAXATION INDIVIDUAL ESTIMATED INCOME TAX Voucher No. 4 Calendar Year — Due January 20, 2010 DO NOT SUBMIT PHOTOCOPIES OF THIS FORM	DO NOT WRITE OR STAPLE IN THIS SPACE
--------------------------------	-------------------------	--	--------------------------------------



Check this box if this is a change of address.

Your first name		M.I.	Last name	
TAXPAYER'S 1ST NAME		MI	TP'S LAST NAMEXXXX	
If joint return, spouse's first name		M.I.	Last name	
SPOUSE'S 1ST NAMEXX		MI	SPOUSE'S LAST NAME	
Present mailing or home address (Number and street, including rural route)				Apartment Number
TAXPAYER'S ADDRESS XXXXXXXXXXXXXXXX				APT NO.
City, town, or post office	State	Postal/ZIP Code	Country	For office use only
CITY OR TOWN	HI	12345	COUNTRYXX	

Your Social Security Number
 123 - 12 - 1234
 Spouse's Social Security Number
 123 - 12 - 1234
 Amount of Payment
 123456789

MAIL THIS VOUCHER WITH CHECK OR MONEY ORDER
 PAYABLE TO "HAWAII STATE TAX COLLECTOR." Write your social security number and "2009 Form N-1" on your check or money order.

ID NO 12

How to Use the Payment Voucher

(1) Enter your name, address, and social security number in the space provided on the payment voucher. If you are filing a joint payment voucher, your spouse's name and social security number should be included on the voucher. If you are an alien and were issued an individual taxpayer identification number (ITIN) by the IRS, enter your ITIN. If you have applied for an ITIN but the IRS has not yet issued the ITIN, write "ITIN Applied For" in the space above the box where you enter your name.

(2) Enter the amount of your payment (Whole dollars only).

(3) If you have a foreign address, enter the complete country name in the space provided on the payment voucher.

(4) Attach your money order or check to the front of the payment voucher. Make your money order or check payable in U.S. dollars to the "Hawaii State Tax Collector." Please write your social security number and the notation "2009 Form N-1" on your check or money order. Do not send cash.

(5) The payment voucher should be filed with the: **Hawaii Department of Taxation**
P.O. Box 1530
Honolulu, Hawaii 96806-1530

IMPORTANT NOTE

The Form N-1 has been redesigned for electronic scanning that permits faster processing with fewer errors. In order to avoid unnecessary delays caused by manual processing, **DO NOT SUBMIT A PHOTO COPY THIS FORM.** Submitting a photocopy of this form could cause delays in processing your payment.

✂ Form (Rev. 2008) N-1 Tax Year 2009	DETACH HERE STATE OF HAWAII — DEPARTMENT OF TAXATION INDIVIDUAL ESTIMATED INCOME TAX Voucher No. 1 Calendar Year — Due April 20, 2009 DO NOT SUBMIT PHOTOCOPIES OF THIS FORM	✂ DO NOT WRITE OR STAPLE IN THIS SPACE
--	--	---



Check this box if this is a change of address.

Your first name		M.I.	Last name	
TAXPAYER'S 1ST NAME		MI	TP'S LAST NAMEXXXX	
If joint return, spouse's first name		M.I.	Last name	
SPOUSE'S 1ST NAMEXX		MI	SPOUSE'S LAST NAME	
Present mailing or home address (Number and street, including rural route)				Apartment Number
TAXPAYER'S ADDRESS XXXXXXXXXXXXXXXXX				APT NO.
City, town, or post office	State	Postal/ZIP Code	Country	For office use only
CITY OR TOWN	HI	12345	COUNTRYX	

Your Social Security Number
 123 - 12 - 1234
 Spouse's Social Security Number
 123 - 12 - 1234
 Amount of Payment
 123456789

ID NO 12

MAIL THIS VOUCHER WITH CHECK OR MONEY ORDER
 PAYABLE TO "HAWAII STATE TAX COLLECTOR." Write your
 social security number and "2009 Form N-1" on your check or
 money order.

How to Use the Payment Voucher

(1) Enter your name, address, and social security number in the space provided on the payment voucher. If you are filing a joint payment voucher, your spouse's name and social security number should be included on the voucher. If you are an alien and were issued an individual taxpayer identification number (ITIN) by the IRS, enter your ITIN. If you have applied for an ITIN but the IRS has not yet issued the ITIN, write "ITIN Applied For" in the space above the box where you enter your name.

(2) Enter the amount of your payment (Whole dollars only).


(3) If you have a foreign address, enter the complete country name in the space provided on the payment voucher.

(4) Attach your money order or check to the front of the payment voucher. Make your money order or check payable in U.S. dollars to the "Hawaii State Tax Collector." Please write your social security number and the notation "2009 Form N-1" on your check or money order. Do not send cash.

(5) The payment voucher should be filed with the: **Hawaii Department of Taxation**
P.O. Box 1530
Honolulu, Hawaii 96806-1530

IMPORTANT NOTE

The Form N-1 has been redesigned for electronic scanning that permits faster processing with fewer errors. In order to avoid unnecessary delays caused by manual processing, **DO NOT SUBMIT A PHOTO COPY THIS FORM.** Submitting a photocopy of this form could cause delays in processing your payment.

Form (Rev. 2008)	Tax Year	DETACH HERE	✂
N-1	2009	STATE OF HAWAII — DEPARTMENT OF TAXATION INDIVIDUAL ESTIMATED INCOME TAX Voucher No. 2 Calendar Year — Due June 20, 2009	DO NOT WRITE OR STAPLE IN THIS SPACE
		DO NOT SUBMIT PHOTOCOPIES OF THIS FORM	
JFT082			

Check this box if this is a change of address.

Your first name		M.I.	Last name	
TAXPAYER'S 1ST NAME		MI	TP'S LAST NAMEXXXX	
If joint return, spouse's first name		M.I.	Last name	
SPOUSE'S 1ST NAMEXX		MI	SPOUSE'S LAST NAME	
Present mailing or home address (Number and street, including rural route)				Apartment Number
TAXPAYER'S ADDRESS XXXXXXXXXXXXXXXX				APT NO.
City, town, or post office	State	Postal/ZIP Code	Country	For office use only
CITY OR TOWN	HI	12345	COUNTRYX	

Your Social Security Number
 123 - 12 - 1234
 Spouse's Social Security Number
 123 - 12 - 1234
 Amount of Payment
 123456789

ID NO 12

MAIL THIS VOUCHER WITH CHECK OR MONEY ORDER
 PAYABLE TO "HAWAII STATE TAX COLLECTOR." Write your
 social security number and "2009 Form N-1" on your check or
 money order.

How to Use the Payment Voucher

(1) Enter your name, address, and social security number in the space provided on the payment voucher. If you are filing a joint payment voucher, your spouse's name and social security number should be included on the voucher. If you are an alien and were issued an individual taxpayer identification number (ITIN) by the IRS, enter your ITIN. If you have applied for an ITIN but the IRS has not yet issued the ITIN, write "ITIN Applied For" in the space above the box where you enter your name.

(2) Enter the amount of your payment (Whole dollars only).


(3) If you have a foreign address, enter the complete country name in the space provided on the payment voucher.

(4) Attach your money order or check to the front of the payment voucher. Make your money order or check payable in U.S. dollars to the "Hawaii State Tax Collector." Please write your social security number and the notation "2009 Form N-1" on your check or money order. Do not send cash.

(5) The payment voucher should be filed with the: **Hawaii Department of Taxation**
P.O. Box 1530
Honolulu, Hawaii 96806-1530

IMPORTANT NOTE

The Form N-1 has been redesigned for electronic scanning that permits faster processing with fewer errors. In order to avoid unnecessary delays caused by manual processing, **DO NOT SUBMIT A PHOTO COPY THIS FORM.** Submitting a photocopy of this form could cause delays in processing your payment.

✂ Form (Rev. 2008)	Tax Year 2009	DETACH HERE STATE OF HAWAII — DEPARTMENT OF TAXATION INDIVIDUAL ESTIMATED INCOME TAX Voucher No. 3 Calendar Year — Due September 20, 2009 DO NOT SUBMIT PHOTOCOPIES OF THIS FORM	✂ DO NOT WRITE OR STAPLE IN THIS SPACE
N-1			
 JFT083			

Check this box if this is a change of address.

Your first name		M.I.	Last name	
TAXPAYER'S 1ST NAME		MI	TP'S LAST NAMEXXXX	
If joint return, spouse's first name		M.I.	Last name	
SPOUSE'S 1ST NAMEXX		MI	SPOUSE'S LAST NAME	
Present mailing or home address (Number and street, including rural route)				Apartment Number
TAXPAYER'S ADDRESS XXXXXXXXXXXXXXXX				APT NO.
City, town, or post office	State	Postal/ZIP Code	Country	For office use only
CITY OR TOWN	HI	12345	COUNTRYX	

Your Social Security Number
 123 - 12 - 1234
 Spouse's Social Security Number
 123 - 12 - 1234
 Amount of Payment
 123456789

ID NO 12

MAIL THIS VOUCHER WITH CHECK OR MONEY ORDER
 PAYABLE TO "HAWAII STATE TAX COLLECTOR." Write your
 social security number and "2009 Form N-1" on your check or
 money order.

How to Use the Payment Voucher

(1) Enter your name, address, and social security number in the space provided on the payment voucher. If you are filing a joint payment voucher, your spouse's name and social security number should be included on the voucher. If you are an alien and were issued an individual taxpayer identification number (ITIN) by the IRS, enter your ITIN. If you have applied for an ITIN but the IRS has not yet issued the ITIN, write "ITIN Applied For" in the space above the box where you enter your name.

(2) Enter the amount of your payment (Whole dollars only).


(3) If you have a foreign address, enter the complete country name in the space provided on the payment voucher.

(4) Attach your money order or check to the front of the payment voucher. Make your money order or check payable in U.S. dollars to the "Hawaii State Tax Collector." Please write your social security number and the notation "2009 Form N-1" on your check or money order. Do not send cash.

(5) The payment voucher should be filed with the: **Hawaii Department of Taxation**
P.O. Box 1530
Honolulu, Hawaii 96806-1530

IMPORTANT NOTE

The Form N-1 has been redesigned for electronic scanning that permits faster processing with fewer errors. In order to avoid unnecessary delays caused by manual processing, **DO NOT SUBMIT A PHOTO COPY THIS FORM.** Submitting a photocopy of this form could cause delays in processing your payment.

✂ Form (Rev. 2008)	Tax Year 2009	DETACH HERE STATE OF HAWAII — DEPARTMENT OF TAXATION INDIVIDUAL ESTIMATED INCOME TAX Voucher No. 4 Calendar Year — Due January 20, 2010 DO NOT SUBMIT PHOTOCOPIES OF THIS FORM	✂ DO NOT WRITE OR STAPLE IN THIS SPACE
N-1			
 JFT084			

Check this box if this is a change of address.

Your first name		M.I.	Last name	
TAXPAYER'S 1ST NAME		MI	TP'S LAST NAMEXXXX	
If joint return, spouse's first name		M.I.	Last name	
SPOUSE'S 1ST NAMEXX		MI	SPOUSE'S LAST NAME	
Present mailing or home address (Number and street, including rural route)				Apartment Number
TAXPAYER'S ADDRESS XXXXXXXXXXXXXXXX				APT NO.
City, town, or post office	State	Postal/ZIP Code	Country	For office use only
CITY OR TOWN	HI	12345	COUNTRYX	

Your Social Security Number
 123 - 12 - 1234
 Spouse's Social Security Number
 123 - 12 - 1234
 Amount of Payment
 123456789

ID NO 12

MAIL THIS VOUCHER WITH CHECK OR MONEY ORDER
 PAYABLE TO "HAWAII STATE TAX COLLECTOR." Write your
 social security number and "2009 Form N-1" on your check or
 money order.